



**CONTEMPORARY CHIMNEY SPECIFICATION SHEET**



**Pinnacle**



**Plateau**



**Planar**

**Mid Ridge**




**End Ridge**



**Mono**



**Lead/Zinc Effect**




**Stock Brick Effect**



**Smooth Render Effect**

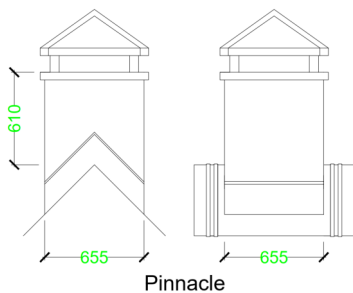
**Roof Pitch:**



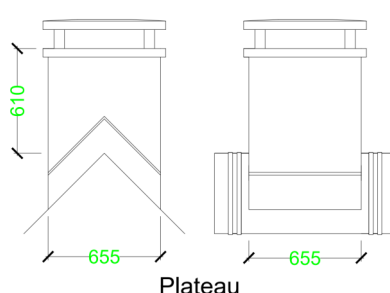
Please advise RAL, BS, trade paint or render reference or brick manufacturer & brick name. Brick effect chimneys will be manufactured with Ordinary Builders Mortar unless otherwise specified.

**Body Colour:**

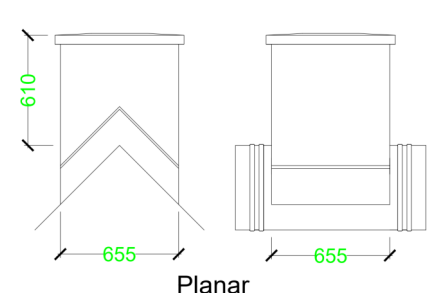
**Factory-Fitted Lead Flashing:** (please tick if required)



**Pinnacle**



**Plateau**



**Planar**